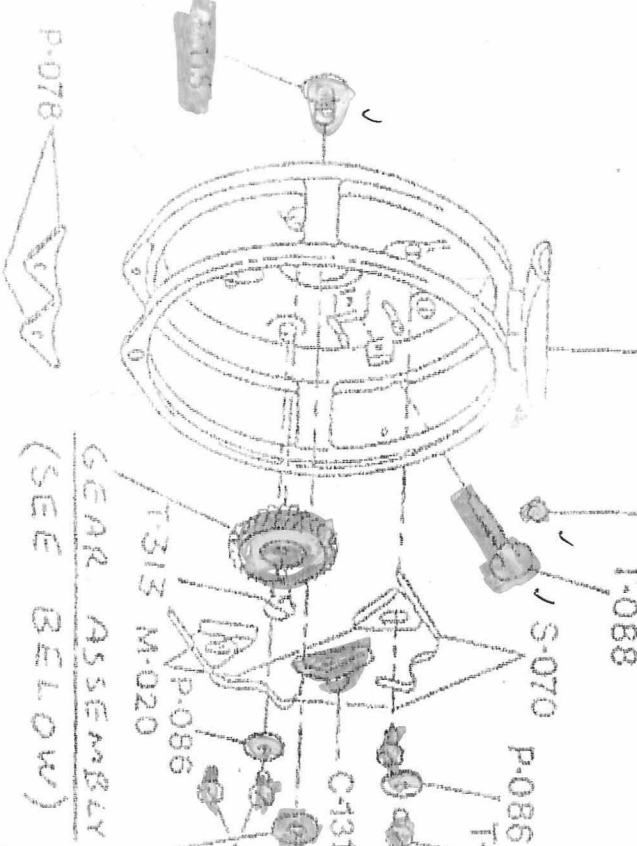


CAGE ASSEMBLY  
(SEE BELOW)

0-0101  
T-088



GEAR ASSEMBLY  
(SEE BELOW)

P-078  
W-038  
T-315 K S (100)  
W-004  
T-314 LW and REG (60+80)

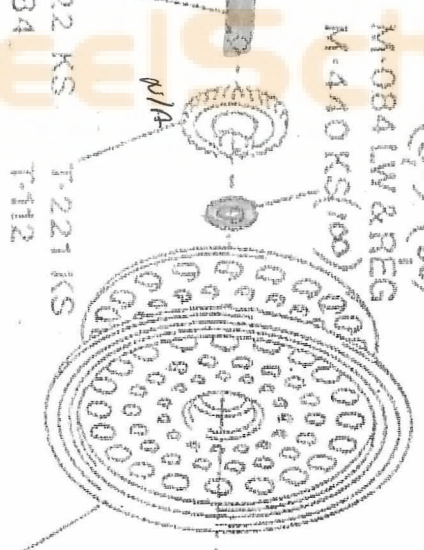
T-222 KS  
T-084  
LW and REG LW and REG

W-039 LW and REG (80)  
W-015 LW and REG (80)

LW - 7712  
Reg - 7713

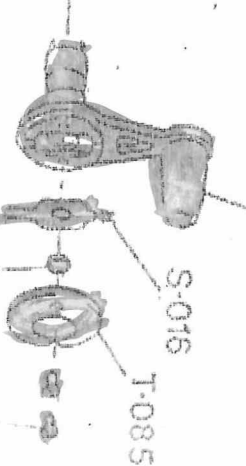
Reisschematic

SPOOL ASSEMBLY  
(SEE BELOW)



T-222 KS  
T-112  
T-221 KS

HANDLE ASSEMBLY  
(SEE BELOW)



P-031P-090  
S-016  
T-085  
W-037

SHEET 20

GEARFLY MODEL	LW*	REG	KS*
MAGNETITE MODEL	SMALL	MEDIUM	LARGE

(60) (80) (100)